

# SYSTEMIC RACISM & PREJUDICE: PERCEPTIONS IN CANADA & THE UNITED STATES

Prepared by the Association  
for Canadian Studies



June 23, 2020



## FEELINGS AROUND SYSTEMIC RACISM

- Americans are more likely than Canadians to see systemic racism as a serious problem but near equal in terms of law enforcement



*Q. How you feel about deep rooted, systemic racism, either based on the colour of one's skin, ancestral origin or religious beliefs that exists(...)*

TOTAL - Serious Problem		
Among law enforcement, such as city police, RCMP, etc.	50%	52%
Among the military	39%	45%
Among employers in your community	33%	38%
At universities	27%	38%
Among your neighbours	22%	33%
<b>Overall average</b>	<b>34%</b>	<b>41%</b>

## RACIST/PREJUDICE COMMENTS FROM FRIENDS & FAMILY

- **Americans** are more likely to hear racist/prejudice comments about Black people
- **Canadians** hear more negative comments about Muslims



*Q. How often do you hear racist/prejudice comments from friends or family members about ...*

<b>TOTAL - Often and Sometimes</b>		
<b>Total</b>	<b>27%</b>	<b>29%</b>
Black people	27%	34%
Chinese Canadians/Americans	26%	27%
Jews	17%	22%
Muslims	36%	33%
Immigrants	33%	33%
Indigenous Peoples	26%	19%
LGBTQ+	24%	32%

## RACIST/PREJUDICE COMMENTS IN SOCIAL MEDIA

- **Canadians** are more likely than **Americans** to see racist/prejudice comments about immigrants, Muslims and Indigenous peoples in social media

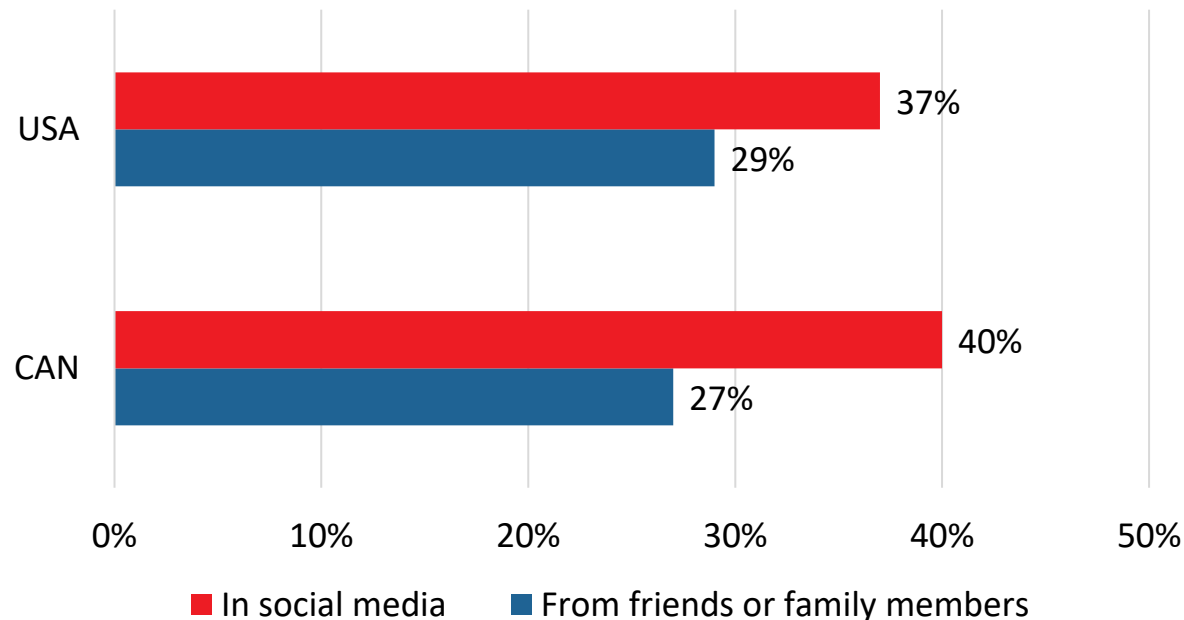
*Q. How often do you see racist/prejudice comments in social media about ...*

<b>TOTAL - Often and Sometimes</b>		
<b>Total</b>	<b>40%</b>	<b>37%</b>
Black people	44%	44%
Chinese Canadians/Americans	37%	36%
Jews	26%	29%
Muslims	47%	41%
Immigrants	50%	44%
Indigenous Peoples	37%	25%
LGBTQ+	40%	38%

## OVERALL EXPOSURE TO RACIST/PREJUDICE COMMENTS

- **Canadians** are more likely to be exposed to racist/prejudice comments in social media than **Americans**
- **Americans** are slightly more exposed to racist/prejudice comments by friends and family members than **Canadians**

*Total % of respondents that are often and sometimes exposed to racist/prejudice comments...*





## CANADIAN EXPOSURE TO RACIST/PREJUDICE COMMENTS FROM FRIENDS & FAMILY

- **Canadians** in the Prairies are most likely to hear racist/prejudice comments about Indigenous peoples from friends and family members, while Quebecers hear most negative comments about Muslims
- Those in the Prairies and Quebec are more likely to hear negative comments about immigrants than anywhere else in the country

*Q. How often do you hear racist/prejudice comments from friends or family members about ...*

<b>TOTAL - Often and Sometimes</b>	<b>Total</b>	<b>BC</b>	<b>Alberta</b>	<b>Prairies</b>	<b>Ontario</b>	<b>Quebec</b>	<b>Atlantic</b>
Black people	27%	19%	21%	28%	30%	30%	26%
Chinese Canadians	26%	29%	16%	28%	31%	21%	26%
Jews	17%	10%	11%	13%	16%	22%	22%
Muslims	36%	22%	30%	35%	35%	50%	31%
Immigrants	33%	25%	29%	38%	31%	39%	33%
Indigenous Peoples	26%	26%	38%	52%	22%	21%	24%
LGBTQ+	24%	18%	32%	28%	26%	20%	26%
<b>Overall average</b>	<b>27%</b>	<b>21%</b>	<b>25%</b>	<b>33%</b>	<b>27%</b>	<b>29%</b>	<b>27%</b>



## CANADIAN EXPOSURE TO RACIST/PREJUDICE COMMENTS IN SOCIAL MEDIA

- **Canadians** in the Atlantic are more exposed to racist/prejudice comments on social media, with immigrants and Muslims the main target of such commentary

*Q. How often do you see racist/prejudice comments in social media about ...*

<b>TOTAL - Often and Sometimes</b>	<b>Total</b>	<b>BC</b>	<b>Alberta</b>	<b>Prairies</b>	<b>Ontario</b>	<b>Quebec</b>	<b>Atlantic</b>
Black people	44%	42%	44%	33%	46%	43%	49%
Chinese Canadians	37%	46%	29%	31%	40%	30%	42%
Jews	26%	25%	23%	23%	25%	29%	33%
Muslims	47%	40%	48%	38%	48%	50%	55%
Immigrants	50%	49%	52%	39%	49%	49%	62%
Indigenous Peoples	37%	43%	44%	42%	32%	34%	49%
LGBTQ+	40%	45%	40%	38%	40%	34%	51%
<b>Overall average</b>	<b>40%</b>	<b>41%</b>	<b>40%</b>	<b>35%</b>	<b>40%</b>	<b>38%</b>	<b>48%</b>



## AMERICAN EXPOSURE TO RACIST/PREJUDICE COMMENTS FROM FRIENDS & FAMILY

- **Americans** across the country are most likely to hear racist/prejudice comments about Black people, Muslims and immigrants
- Midwestern Americans hear comments about Black people and Muslims more frequently – both at 40%

*Q. How often do you hear racist/prejudice comments from friends or family members about ...*

<b>TOTAL - Often and Sometimes</b>	<b>Total</b>	<b>NE</b>	<b>MW</b>	<b>South</b>	<b>West</b>
Black people	34%	32%	40%	34%	29%
Chinese Americans	27%	27%	27%	30%	24%
Jews	22%	25%	18%	24%	19%
Muslims	33%	33%	40%	34%	26%
Immigrants	33%	33%	33%	35%	30%
Indigenous Peoples	19%	23%	19%	20%	16%
LGBTQ+	32%	27%	35%	35%	28%
<b>Overall average</b>	<b>29%</b>	<b>29%</b>	<b>30%</b>	<b>30%</b>	<b>25%</b>





## AMERICAN EXPOSURE TO RACIST/PREJUDICE COMMENTS IN SOCIAL MEDIA

- Americans are most likely to see racist/prejudice comments in social media about Black people and immigrants compared to any other group

*Q. How often do you see racist/prejudice comments in social media about ...*

TOTAL - Often and Sometimes	Total	NE	MW	South	West
Black people	44%	44%	47%	45%	43%
Chinese Americans	36%	37%	31%	37%	37%
Jews	29%	30%	26%	28%	33%
Muslims	41%	40%	42%	42%	39%
Immigrants	44%	41%	42%	46%	46%
Indigenous Peoples	25%	28%	20%	25%	29%
LGBTQ+	38%	35%	39%	38%	38%
<b>Overall average</b>	<b>37%</b>	<b>36%</b>	<b>35%</b>	<b>38%</b>	<b>38%</b>

## EXPOSURE TO RACIST/PREJUDICE COMMENTS FROM FRIENDS & FAMILY LEADS TO BELIEF THAT SYSTEMIC RACISM IS A PROBLEM

- The more often respondents report hearing racist/prejudice comments about Black people from friends or family members, the more likely they are to report that systemic racism is a serious problem that exists among law enforcement

How you feel about deep rooted, systemic racism, either based on the colour of one's skin, ancestral origin or religious beliefs that exists among law enforcement, such as city police, RCMP, etc?	How often do you hear racist/prejudice comments about Black people from friends or family members?			
	Often	Sometimes	Rarely	Never
Very serious problem	47%	26%	16%	16%
Somewhat serious problem	31%	38%	34%	23%
Not a very serious problem	14%	22%	26%	23%
Not at all a serious problem	2%	7%	11%	23%
I don't know	5%	7%	13%	15%
I prefer not to answer	1%	1%	0%	0%
TOTAL	100%	100%	100%	100%

## EXPOSURE TO RACIST/PREJUDICE COMMENTS IN SOCIAL MEDIA LEADS TO BELIEF THAT SYSTEMIC RACISM IS A PROBLEM

- Similarly, the more often respondents report seeing racist/prejudice comments about Black people in social media, the more likely they are to report that systemic racism is a serious problem that exists among law enforcement

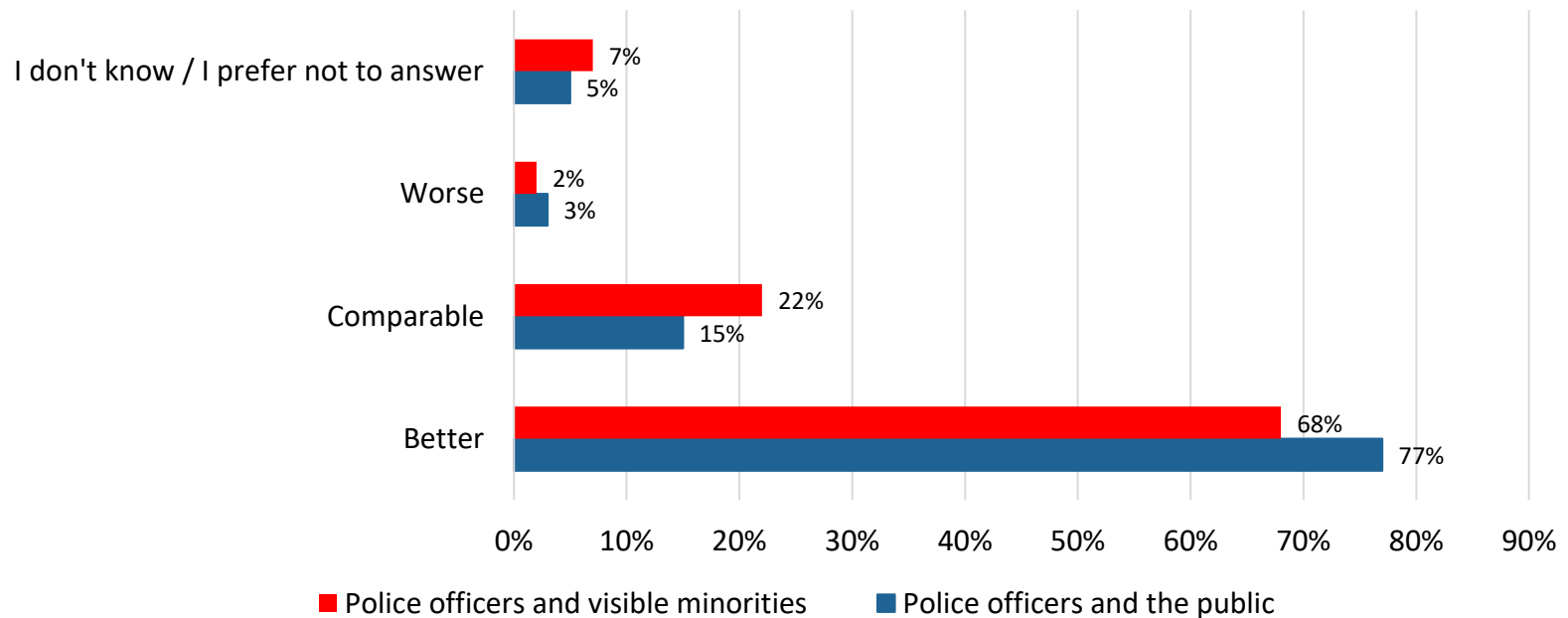
How you feel about deep rooted, systemic racism, either based on the colour of one's skin, ancestral origin or religious beliefs that exists among law enforcement, such as city police, RCMP, etc?	How often do you see racist/prejudice comments about Black people in social media?			
	Often	Sometimes	Rarely	Never
Very serious problem	43%	20%	16%	14%
Somewhat serious problem	27%	37%	31%	24%
Not a very serious problem	15%	25%	28%	20%
Not at all a serious problem	10%	9%	13%	27%
I don't know	7%	10%	11%	16%
I prefer not to answer	1%	0%	0%	1%
<b>TOTAL</b>	<b>100%</b>	<b>100%</b>	<b>100%</b>	<b>100%</b>



## CANADIANS ON HOW RELATIONS WITH POLICE OFFICERS HERE COMPARE WITH THE UNITED STATES

- Overall, **Canadians** feel that relations with police officers are much better in Canada when compared to the United States

*Total % of Canadian respondents that think that relations between...are better than, comparable to, or worse than in the United States*



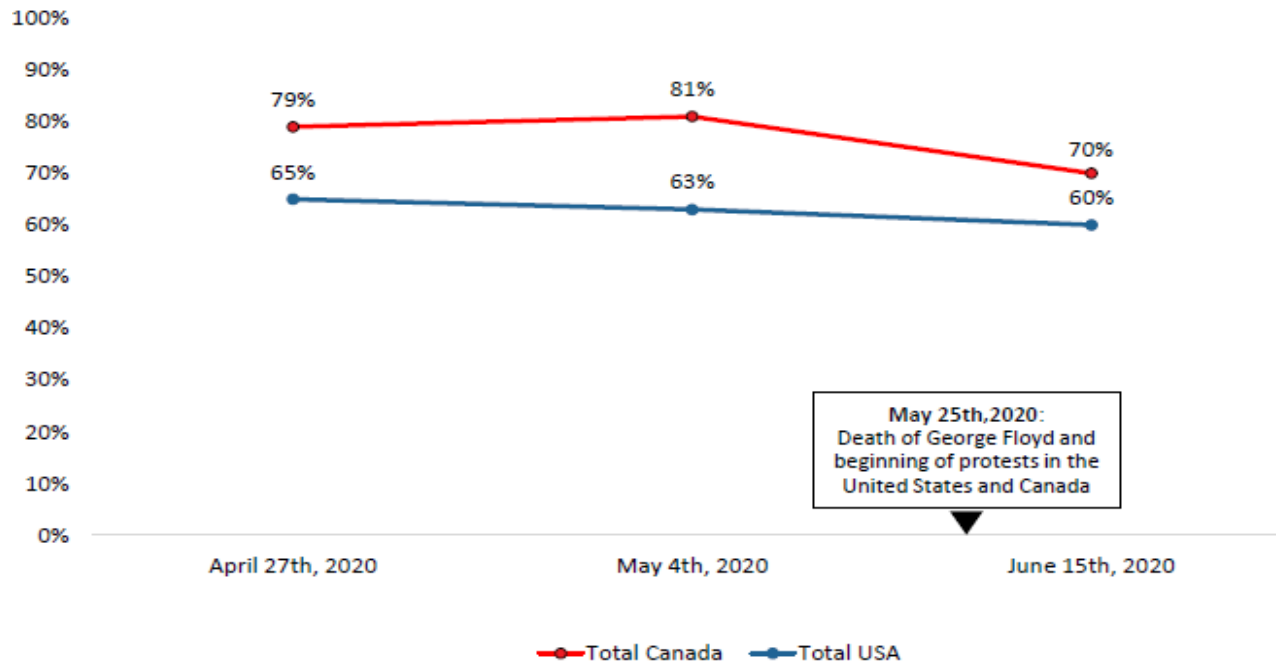
# Trust and Policing in Canada and the United States

## COMPARING TRUST IN POLICE SERVICES

- Trust in police services is higher among **Canadians** than **Americans**
- There has been a notable drop in **Canada** in the past month with regards to trust in police

CTC39. To what extent do you trust the following... Police services?  
Base: All respondents

*% Trust (a lot + somewhat) presented*



From Leger



## BREAKDOWN OF CANADIANS' TRUST IN POLICE SERVICES

- There is a substantial gap in the trust of police services between Black Canadians and those who are White – total of over 30 percentage points





*Q. To what extent do you trust police services?*

Trust in Police Services	Total	White	Indigenous	Black
<b>Total Trust</b>	<b>69%</b>	<b>72%</b>	<b>52%</b>	<b>39%</b>
Trust a lot	18%	19%	11%	4%
Somewhat trust	51%	53%	41%	35%
<b>Total Don't Trust</b>	<b>29%</b>	<b>26%</b>	<b>45%</b>	<b>57%</b>
Don't trust a lot	20%	19%	22%	27%
Don't trust at all	9%	7%	23%	30%
I prefer not to answer	2%	4%	3%	4%

## BREAKDOWN COMPARING TRUST IN POLICE SERVICES

- There is a rough similarity of trust in police services between **Canadians** and **Americans** identifying as Black

*Q. To what extent do you trust police services?*

Trust in Police Services	White		Black	
				
<b>Total Trust</b>	<b>65%</b>	<b>72%</b>	<b>38%</b>	<b>39%</b>
Trust a lot	24%	19%	14%	4%
Somewhat trust	41%	53%	24%	35%
<b>Total Don't Trust</b>	<b>31%</b>	<b>26%</b>	<b>48%</b>	<b>57%</b>
Don't trust a lot	21%	19%	29%	27%
Don't trust at all	10%	7%	19%	30%
I prefer not to answer	4%	4%	14%	4%



# BREAKDOWN COMPARING TRUST IN POLICE SERVICES

- Overall, visible minorities trust in police higher in **Canada** than in the **United States**

CTC39. To what extent do you trust the following... Police services?

Base: All respondents



	TOTAL CANADA	Caucasian	Visible minority
Weighted n =	1,527	1,320	185
Unweighted n =	1,527	1,323	188
<i>% Trust (very + somewhat) presented</i>	70%	72%	61%



	TOTAL USA	Caucasian	Visible minority
Weighted n =	1,004	749	247
Unweighted n =	1,004	793	203
<i>% Trust (very + somewhat) presented</i>	60%	65%	44%


From Leger

# COMPARING FEELING SAFE WHEN INTERACTING WITH POLICE

- **Canadians** feel safer than **Americans** in their interaction with police officers

CTC119. Did you feel safe when you have had to interact with police officers?

Base: All respondents



	TOTAL CANADA	TOTAL USA	Gap
Weighted n =	1,527	1,004	
Unweighted n =	1,527	1,004	
Yes	75%	64%	11
No	17%	28%	11
Don't know / Prefer not to answer	8%	9%	1

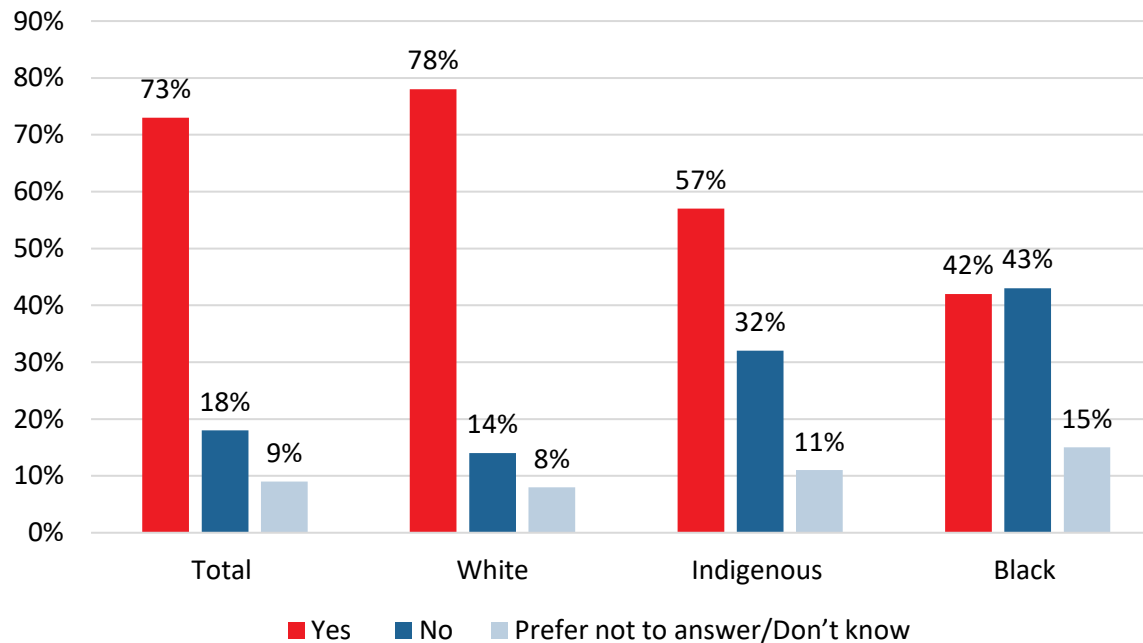
From Leger



## BREAKDOWN OF CANADIANS' FEELING SAFE WHEN INTERACTING WITH POLICE

- **Canadians** identifying as Black are divided as to whether they feel safe when interacting with police officers





*% of respondents who felt safe when having had to interact with police officers*



## COMPARING FEELING SAFE WHEN INTERACTING WITH POLICE

- **Canadians** feel safer when interacting with police officers than **Americans**

*Q. Did you feel safe when you have had to interact with police officers?*

Feeling safe when having had to interact with police officers	White		Black	
				
Yes	72%	78%	31%	42%
No	21%	14%	49%	43%
Prefer not to answer/Don't know	7%	8%	20%	15%

# COMPARING OPINIONS AROUND POLICE MEASURES

- Broad population consensus on 4 measures relative to policing:
  - Police officers wearing a body camera
  - Increase training hours for police officers on relations with visible minorities
  - Besides their usual firearm, equip police officers with non-lethal weapons such as taser guns, cayenne pepper sprays or concussion grenades
  - \*Identifying possible suspects based on a person's race/skin color ("Racial Profiling" refers to the practice by law enforcement officials of identifying possible suspects based on a person's color)*

CTC127. In your opinion, are the following measures rather good measures or rather bad measures ?

Base: All respondents



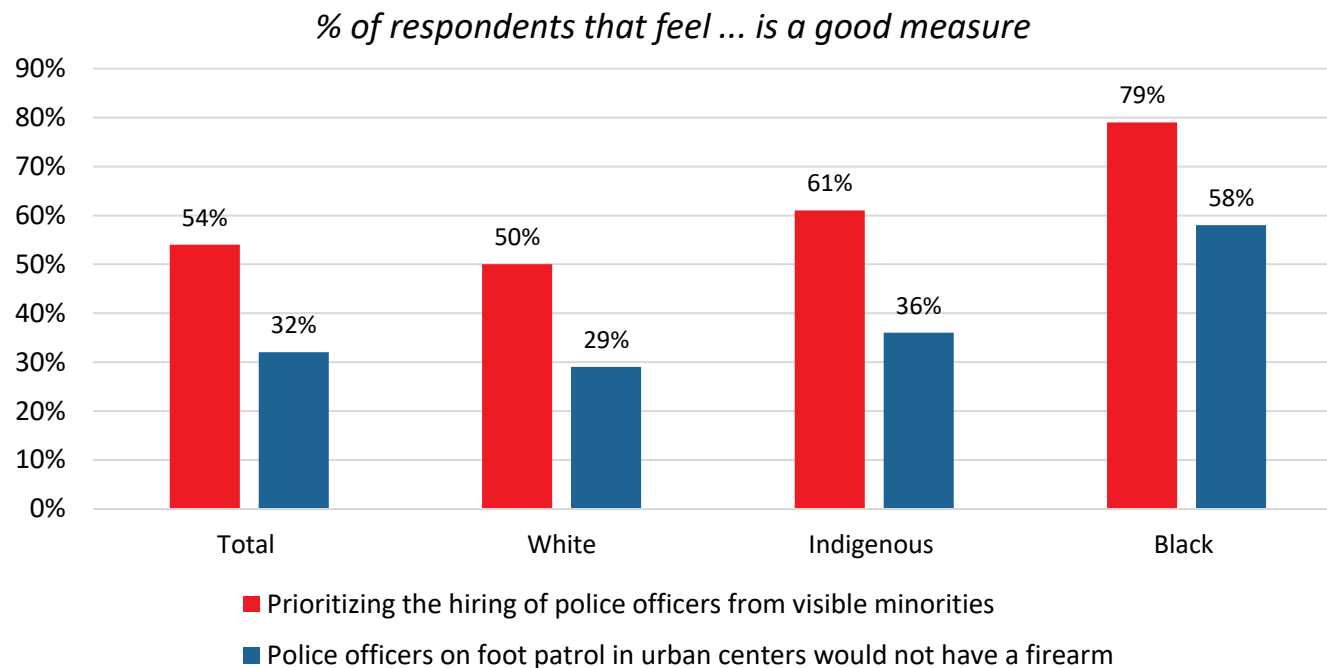
	TOTAL CANADA	TOTAL USA	Gap
Weighted n =	1,527	1,004	
Unweighted n =	1,527	1,004	
<b>% Good measures presented</b>			
Police officers wearing a body camera	90%	87%	3
Increase training hours for police officers on relations with visible minorities	87%	77%	10
Besides their usual firearm, equip police officers with non-lethal weapons such as taser guns, cayenne pepper sprays or concussion grenades	70%	67%	3
Prioritizing the hiring of police officers from visible minorities	52%	56%	4
Police officers on foot patrol in urban centers would not have a firearm	32%	40%	8

From Leger



## BREAKDOWN OF CANADIANS' PREFERRED POLICE MEASURES

- Majority of Black and Indigenous **Canadians** are favourable to prioritizing the hiring of police officers who are visible minorities



*\*Note: 25% of White respondents say they “prefer not to answer” or “don’t know”*

# THANK YOU

## HOW THIS STUDY WAS CONDUCTED



Web survey using computer-assisted Web interviewing (CAWI) technology.



Data collected from June 5<sup>th</sup> to 7<sup>th</sup>, 2020. and June 12<sup>th</sup> to June 14<sup>th</sup>, 2020.



2,333 Canadians, 18 years or older, randomly recruited from LEO's online panel. June 5 to 7: 1,523 (no oversample); June 12 to 14: 1,527 + oversample of Black Canadians (311), Chinese Canadians (259) and Indigenous Peoples (253).



Using data from the 2016 Census, results were weighted according to gender, age, mother tongue, region, education level and presence of children in the household in order to ensure a representative sample of the Quebec population.



No margin of error can be associated with a non-probability sample (Web panel in this case). However for comparative purposes, a probability sample of 2,333 respondents would have a margin of error of  $\pm 2\%$ , 19 times out of 20. The research results presented here are in full compliance with the CRIC Public Opinion Research Standards and Disclosure Requirements.

© 2020 Association for Canadian Studies. All Rights Reserved.

Contact: Ashley Manuel, [ashley.manuel@acs-aec.ca](mailto:ashley.manuel@acs-aec.ca)