

Report

COVID-19 Social Impacts Network

Key Survey Findings from Week 13

Presented On:
June 17, 2020



People at the beach in Huntington Beach, California, on Sunday, June 14, 2020, amid the coronavirus pandemic. Apu Gomes / AFP - Getty Images

By:



In Collaboration
With

Leger

METHODOLOGY & NOTES



Web survey using computer-assisted Web interviewing (CAWI) technology.



Data collected from June 12 to 14, 2020.



1,527 Canadians & 1,004 Americans, ≥ 18 years, randomly recruited from LEO's online panel. An oversample of Black Canadians (311), Chinese Canadians (259) and Indigenous Peoples (253) was also collected in Week 13 (n=2,333).



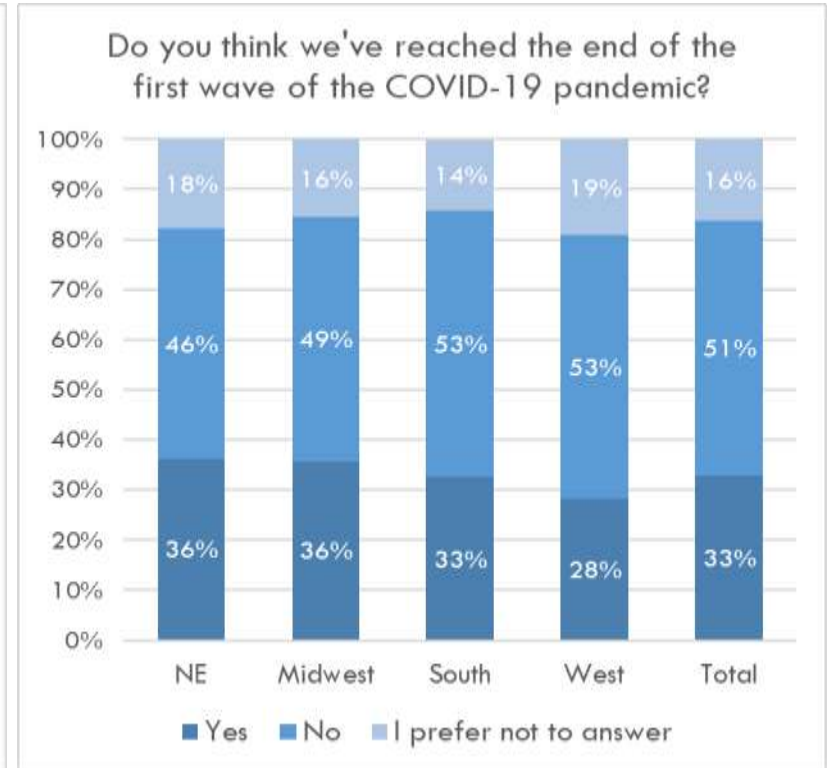
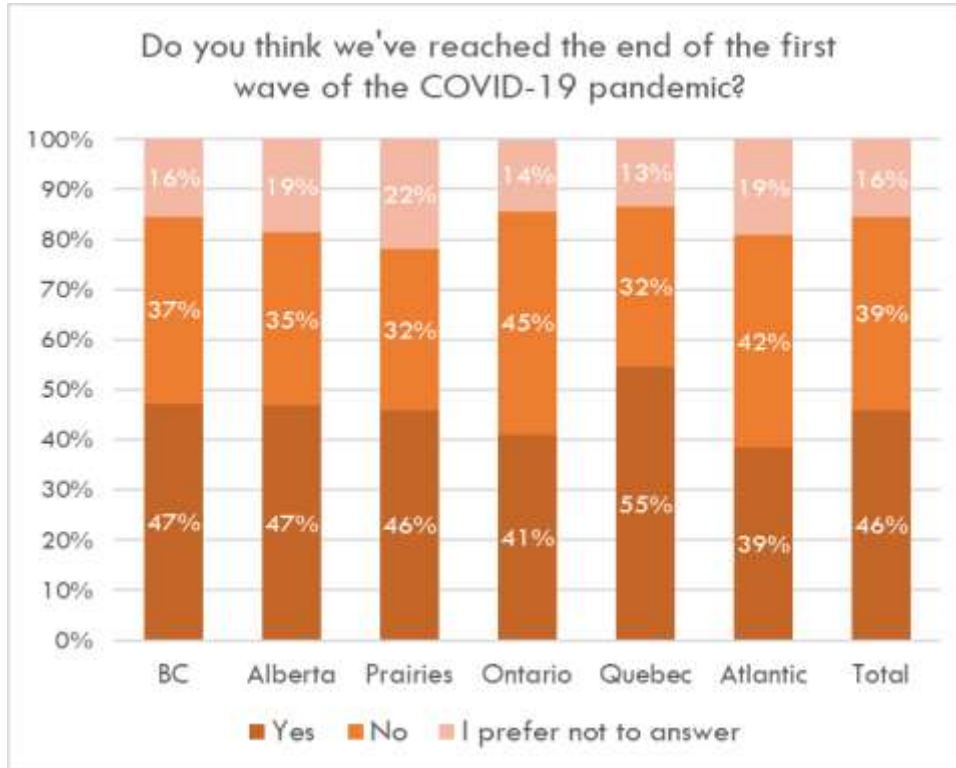
Using data from the 2016 Census, results are weighted by gender, age, mother tongue, region, education level and presence of children in the household in order to ensure a representative sample of the Quebec population.



No margin of error can be associated with a non-probability sample (Web panel in this case). However for comparative purposes, a probability sample of 1,527 respondents would have a margin of error of $\pm 2.51\%$, 19 times out of 20, while a probability sample of 1,004 respondents would have a margin of error of ± 3.10 , 19 times out of 20. The research results presented here are in full compliance with the CRIC Public Opinion Research Standards and Disclosure Requirements.

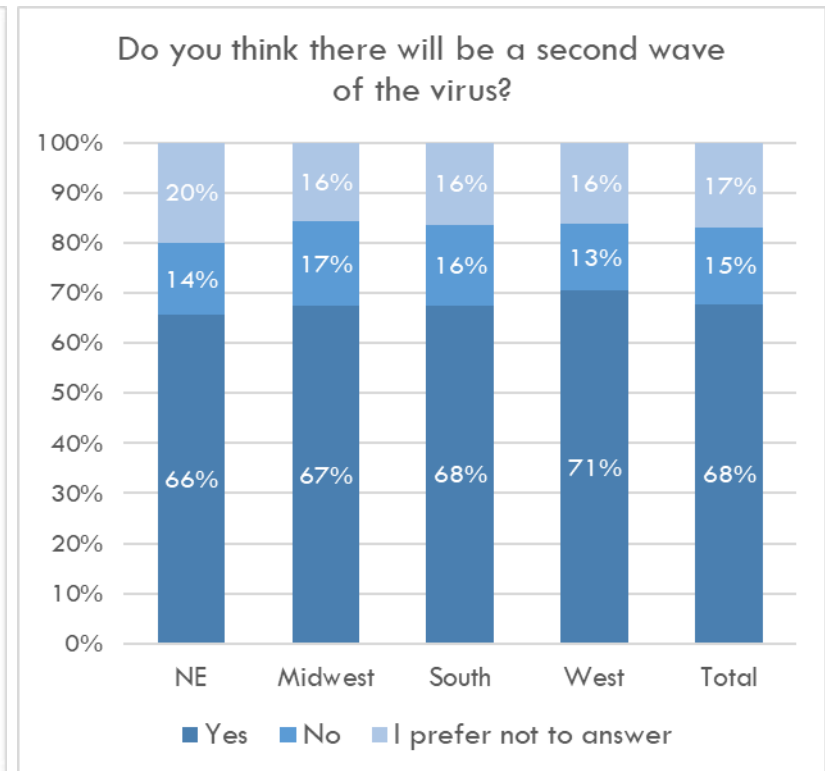
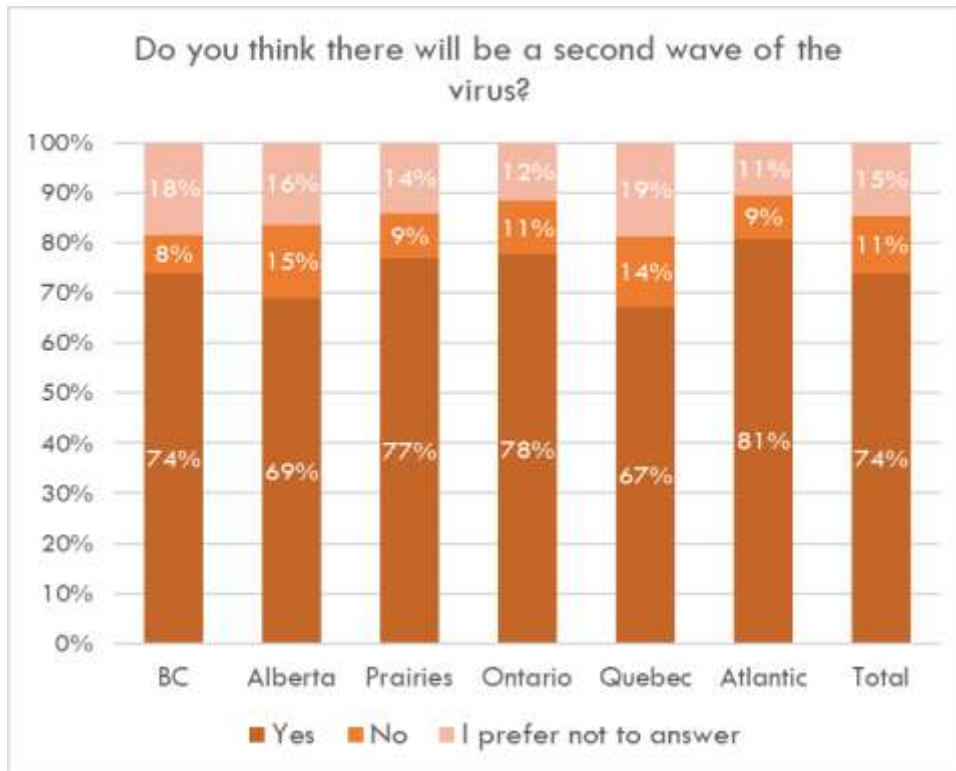
If you have questions about the data presented in this report, please contact Jack Jedwab, President & CEO of the Association for Canadian Studies at the following e-mail address: jack.jedwab@acs-aec.ca, or Paul Holley, Research Director at the Association for Canadian Studies at paul.holley@acs-aec.ca.

The End is Nigh? Nearly ½ of Canadians and a third of Americans believe we have reached the end of the first wave of the pandemic



In Canada, Quebecers are most likely to believe the first wave is over (55%) while Atlantic residents are the least likely to believe the pandemic is over (39%). Residents of the U.S. West are also more hesitant to believe it's over (28%).

¾ of Canadians believe a second wave of the virus is coming



Fewer Quebecers (67%) and Albertans (69%) believe in the second wave compared to the Rest of Canada. Overall, U.S. residents are less likely to believe in second wave as well (68%).

Males slightly more likely to believe the first wave of the pandemic is over, especially younger males (**59%**)

Do you think we've reached the end of the first wave of the COVID-19 pandemic?	Males				Females				GAP (Females - Males)			
	18-34	35-54	55+	Total	18-34	35-54	55+	Total	18-34	35-54	55+	Total
Yes	59%	46%	42%	48%	52%	50%	33%	44%	-7%	4%	-9%	-5%
No	27%	40%	44%	38%	35%	34%	47%	40%	8%	-6%	4%	2%
I prefer not to answer	14%	14%	14%	14%	14%	16%	20%	17%	-1%	2%	6%	3%

Do you think there will be a second wave of the virus?	Males				Females				GAP (Females - Males)			
	18-34	35-54	55+	Total	18-34	35-54	55+	Total	18-34	35-54	55+	Total
Yes	75%	68%	73%	72%	78%	74%	75%	76%	3%	6%	2%	4%
No	13%	17%	11%	14%	10%	13%	6%	9%	-3%	-4%	-5%	-5%
I prefer not to answer	12%	15%	16%	14%	12%	13%	19%	15%	0%	-2%	4%	1%

*Males age 55 and over are also more willing to believe in the end of the first wave (**42%**) compared to females in the same age group (**33%**). Minimal gender differences when it comes to believing that a second wave is coming.*

9 in 10 Canadians who believe we are still in the first wave of the Covid-19 pandemic also believe a second wave is coming. Those who think we've reached the end of the first wave are less likely to believe in a second wave (**67%**).

Do you think there will be a second wave of the virus?	Do you think we've reached the end of the first wave of the COVID-19 pandemic?		
	Yes	No	Total
Yes	67%	90%	74%
No	20%	3%	11%
I don't know / I prefer not to answer	13%	7%	15%

*On the other hand, only **1 in 5** Canadians who believe the first wave is over do not believe that a second wave is coming.*

Quebecers are by far the most likely in North America to believe that the worst of the crisis is behind us (**55%**)

What statement best describes your personal opinion of the COVID-19 crisis for Canada?	BC	Alberta	Prairies	Ontario	Quebec	Atlantic	Total
The worst of the crisis is behind us	35%	42%	34%	41%	55%	25%	42%
We are in the worst period of the crisis now	10%	7%	11%	9%	9%	13%	9%
The worst of the crisis is yet to come	35%	31%	40%	32%	25%	39%	31%
I don't know / I prefer not to answer	20%	20%	15%	18%	11%	24%	17%

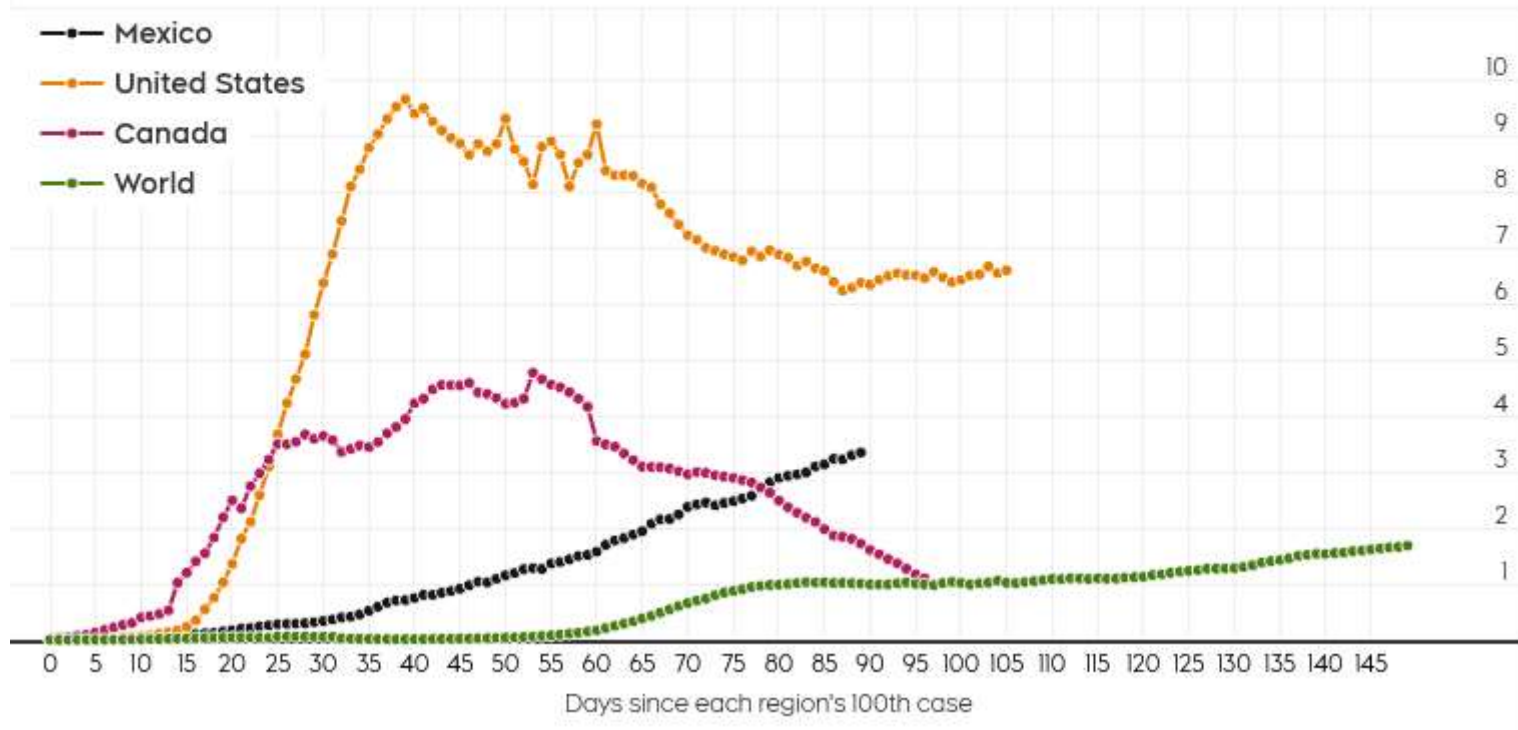
What statement best describes your personal opinion of the COVID-19 crisis for Canada?	NE	Midwest	South	West	Total
The worst of the crisis is behind us	34%	26%	32%	25%	29%
We are in the worst period of the crisis now	22%	18%	13%	17%	17%
The worst of the crisis is yet to come	26%	38%	35%	43%	36%
I don't know / I prefer not to answer	18%	18%	20%	15%	18%

*Males age 55 and over are also more willing to believe in the end of the first wave (**42%**) compared to females in the same age group (**33%**). Minimal gender differences when it comes to believing that a second wave is coming.*

Canada's rate of Covid-19 now much lower than that of the U.S and Mexico

COVID-19 Cases (7-day avg. per 100K)

Source: CTV News June 16, 2020

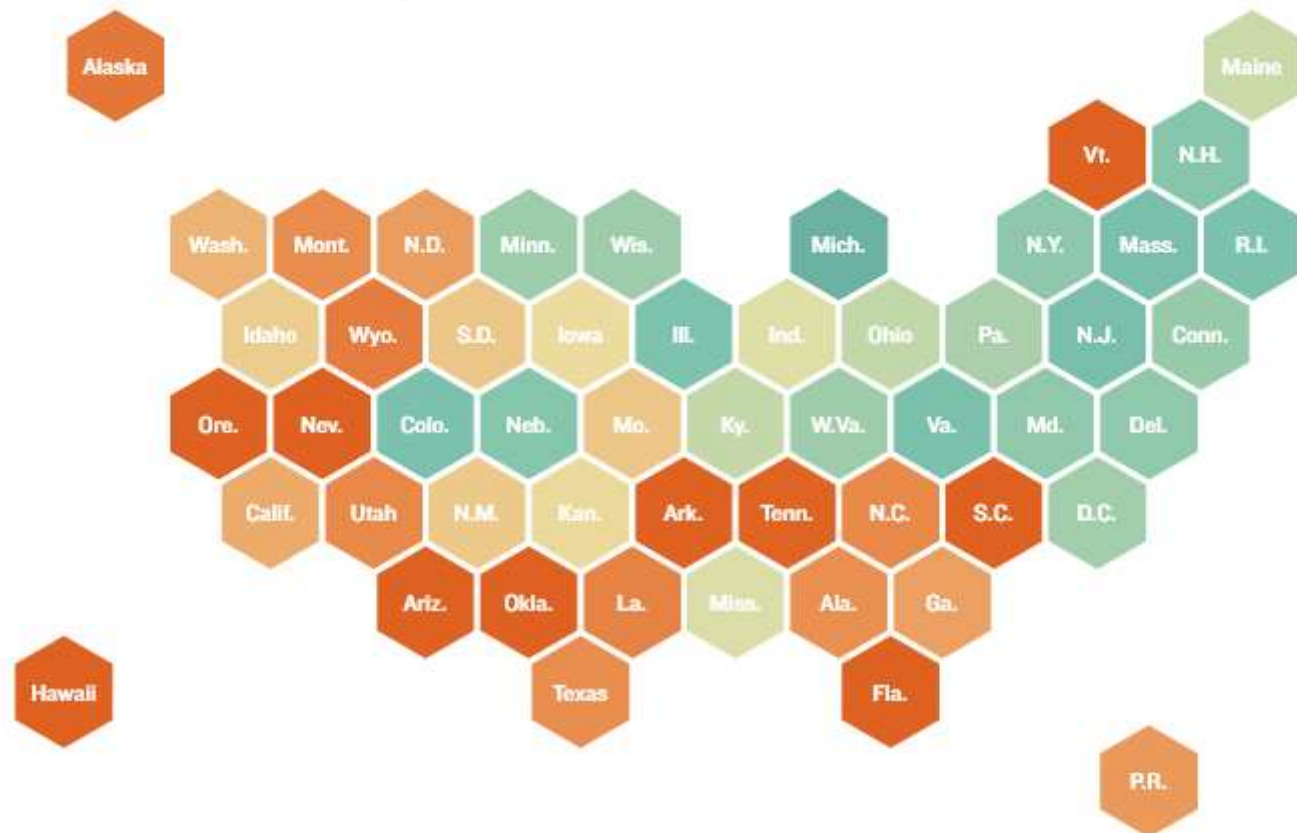


The Covid-19 Pandemic Appears to Be Far From Over in the U.S.

Where New Cases Are Going Up, Leveling Off, Or Going Down

Data as of 11:59 p.m. ET, June 15

NEW DAILY CASES VS. 2 WEEKS AGO



Florida, Texas and Arizona all set records for the most cases they have reported in a single day.

Florida reported **2,783** new cases, Texas **2,622**, and Arizona **2,392**.

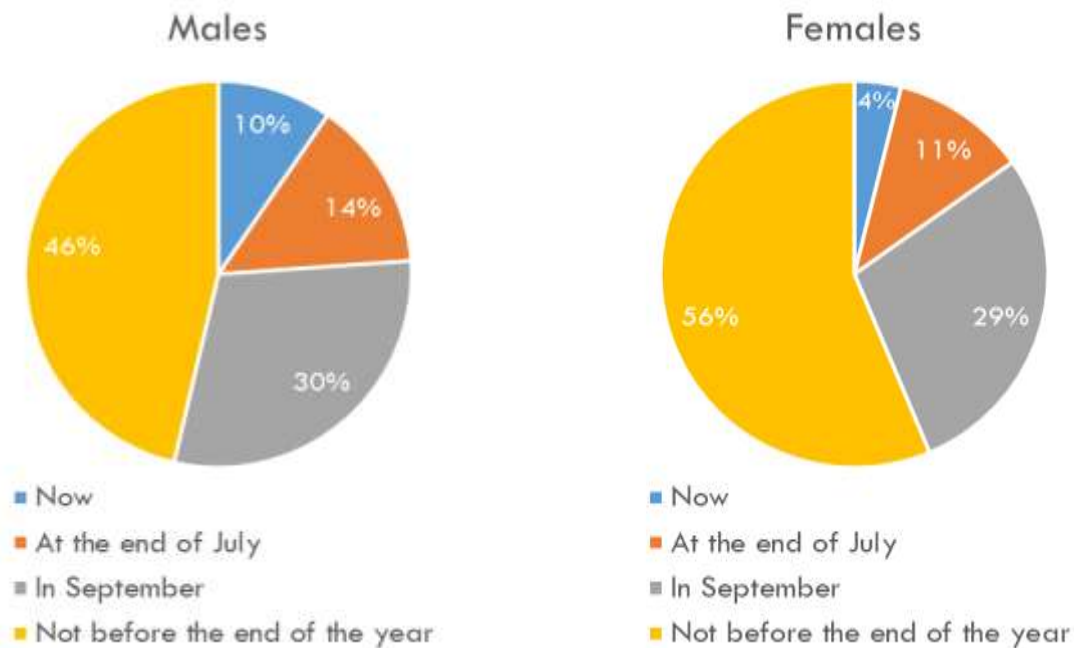
Sources: NY Times, National Public Radio

**4 in 5 Quebecers believe life will return to normal.
2 in 5 residents of Ontario and the Atlantic region believe
life will never return to normal (similar to U.S. West).**

Do you believe that after the pandemic, life in Canadian society will return to normal, that it will take time before life returns to normal, or that life will never return to normal...?	BC	Alberta	Prairies	Ontario	Quebec	Atlantic	Total
Life will return to normal	8%	11%	7%	6%	12%	4%	8%
It will take time before life returns to normal	59%	56%	53%	54%	67%	56%	58%
Life will never return to normal	29%	31%	37%	39%	19%	40%	32%
I don't know / I prefer not to answer	4%	2%	3%	2%	3%	0%	2%

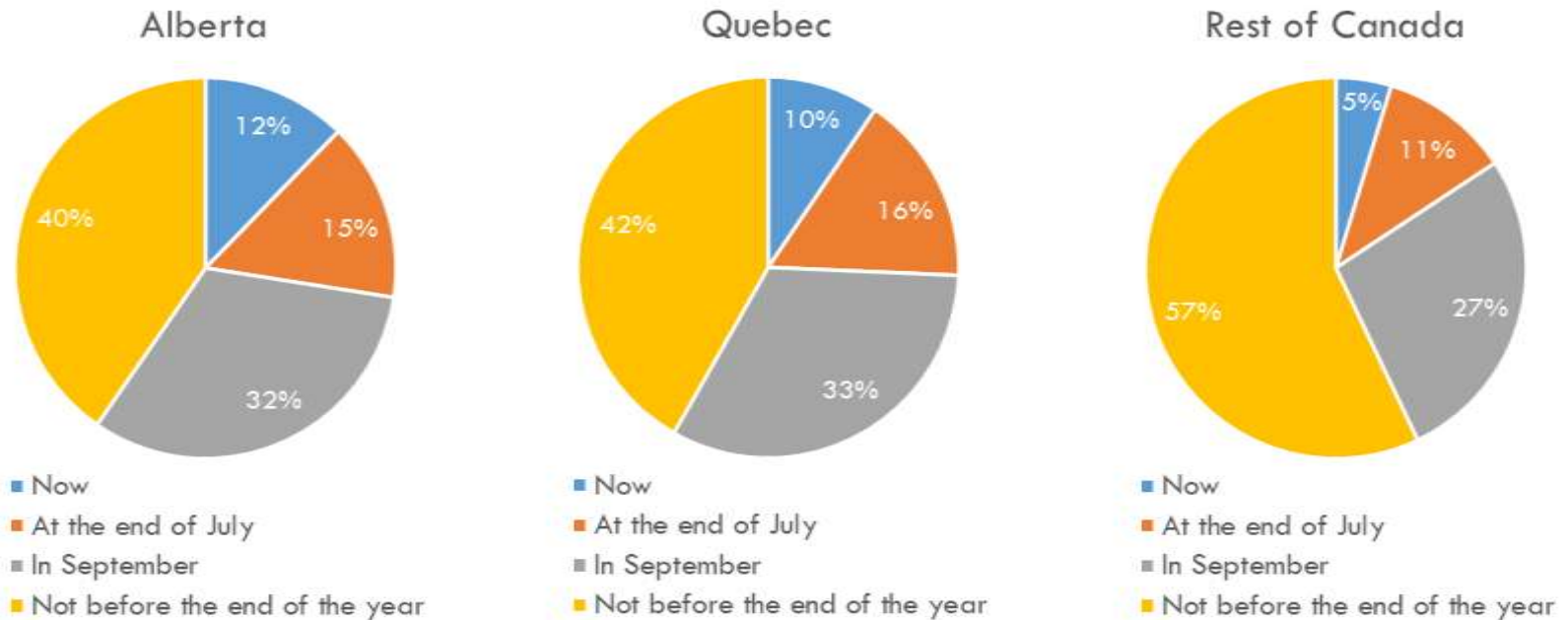
Do you believe that after the pandemic, life in American society will return to normal, that it will take time before life returns to normal, or that life will never return to normal...?	NE	Midwest	South	West	Total
Life will return to normal	12%	17%	17%	11%	15%
It will take time before life returns to normal	60%	49%	44%	47%	49%
Life will never return to normal	23%	28%	30%	36%	30%
I don't know / I prefer not to answer	5%	6%	9%	6%	7%

Majority of females want to hold off reopening the Canada-US border till next year



Only 15% of females ready to reopen the borders now or before the end of July compared to 24% of males.

At what time do you think we should reopen borders with the United States? Alberta and Quebec stand out from the ROC

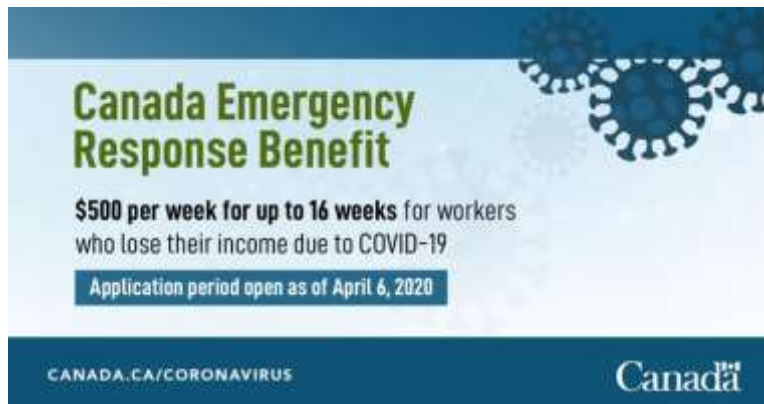


Over 1 in 4 residents of Alberta and Quebec think that we should reopen borders with the U.S. by July 31st compared to 1 in 6 persons from the Rest of Canada. On the other side, about 42% of Americans will be ready to reopen the borders by the end of July.

Younger males strongly support the Canada Emergency Response Benefit (CERB) along with females age 35 to 54

Do you personally support or are you opposed to the following:


Canada Emergency Response Benefit (CERB): providing a taxable benefit of \$2,000 every 4 weeks for up to 16 weeks to eligible workers	Males				Females				GAP (Females - Males)			
	18-34	35-54	55+	Total	18-34	35-54	55+	Total	18-34	35-54	55+	Total
Strongly support	54%	32%	42%	42%	42%	42%	43%	43%	-12%	11%	1%	1%
Somewhat support	29%	40%	44%	39%	44%	39%	39%	40%	15%	-2%	-4%	2%
Somewhat oppose	7%	13%	9%	10%	8%	9%	9%	9%	0%	-4%	0%	-1%
Strongly oppose	4%	6%	4%	5%	3%	5%	4%	4%	-1%	-1%	0%	-1%
I don't know / I prefer not to answer	6%	9%	1%	6%	3%	5%	5%	5%	-3%	-4%	4%	-1%

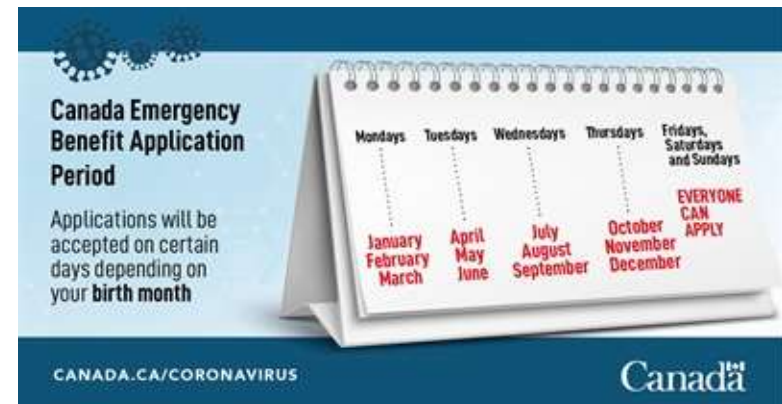


Canada Emergency Response Benefit

\$500 per week for up to 16 weeks for workers who lose their income due to COVID-19

Application period open as of April 6, 2020


CANADA.CA/CORONAVIRUS 



Canada Emergency Benefit Application Period

Applications will be accepted on certain days depending on your birth month

Mondays: January, February, March
 Tuesdays: April, May, June
 Wednesdays: July, August, September
 Thursdays: October, November, December
 Fridays, Saturdays and Sundays: **EVERYONE CAN APPLY**

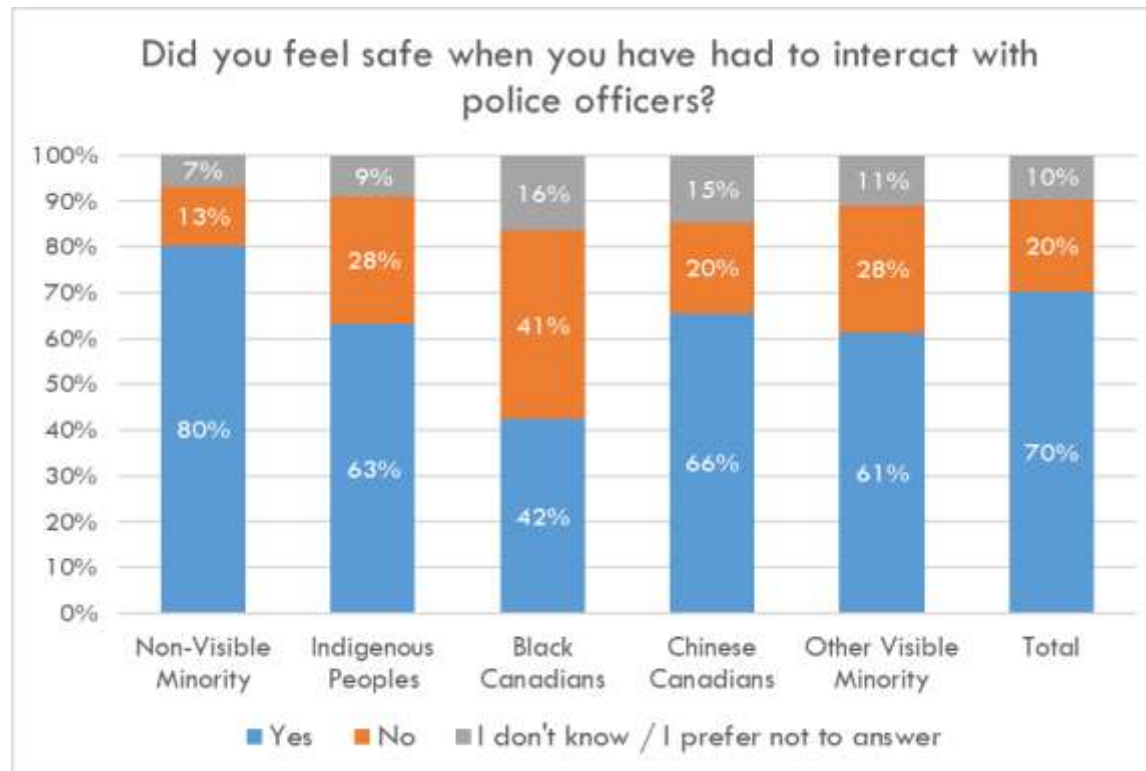
CANADA.CA/CORONAVIRUS 

Younger males want to maintain the CERB aid program as is while more females age 35 to 54 want to stop the CERB. Younger males are also more likely to know someone who has defrauded the system.

What do you think should happen with the CERB aid program?	Males				Females				GAP (Females - Males)			
	18-34	35-54	55+	Total	18-34	35-54	55+	Total	18-34	35-54	55+	Total
Maintain the CERB as is	55%	38%	33%	41%	45%	40%	28%	36%	-10%	2%	-5%	-4%
Maintain the CERB, but reduce the amount allocated	19%	20%	32%	24%	31%	23%	25%	26%	12%	3%	-7%	2%
Stop the CERB	16%	29%	25%	24%	12%	21%	19%	18%	-4%	-8%	-6%	-6%
I don't know / I prefer not to answer	10%	14%	10%	11%	12%	17%	28%	20%	2%	3%	18%	9%

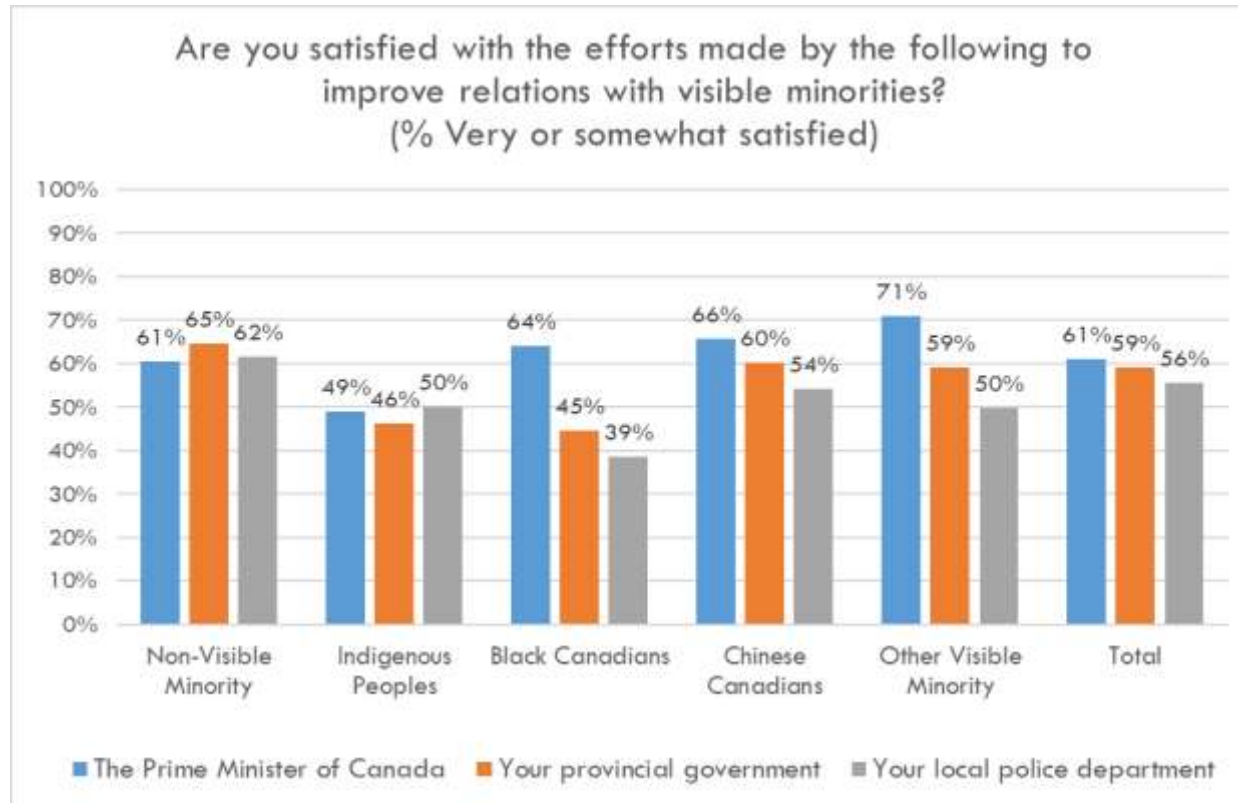
Do you know or are you aware of someone who defrauded the CERB program or received the CERB but should not have had access to it?	Males				Females				GAP (Females - Males)			
	18-34	35-54	55+	Total	18-34	35-54	55+	Total	18-34	35-54	55+	Total
Yes	15%	13%	8%	12%	21%	14%	6%	13%	6%	0%	-2%	1%
No	82%	78%	89%	83%	73%	83%	89%	83%	-9%	4%	0%	-1%
I don't know / I prefer not to answer	3%	9%	3%	5%	6%	4%	5%	5%	3%	-5%	2%	0%

Black Canadians feel less safe when interacting with police officers compared to non-visible minorities



Indigenous Peoples, Chinese Canadians and Other Visible Minorities also feel less safe around police officers

High Satisfaction with the efforts made by the Prime Minister to improve relations with Visible Minorities



Black Canadians not quite as satisfied with efforts made by their provincial government or local police departments

¾ of Black Canadians feel that prioritizing the hiring of visible minority police officers is a good measure and over half of Black Canadians feel that police officers on foot patrol in urban centres should not carry a firearm

In your opinion, are the following measures rather good measures or rather bad measures: (% Good measure)	Non-Visible Minority	Indigenous Peoples	Black Canadians	Chinese Canadians	Other Visible Minority	Total
Police officers wearing a body camera	90%	89%	93%	85%	85%	89%
Prioritizing hiring of visible minority police officers	54%	65%	77%	61%	66%	60%
Besides their usual firearm, equip police officers with non-lethal weapons such as taser guns, cayenne pepper sprays or concussion grenades	69%	65%	64%	72%	68%	68%
Increase training hours for police officers on relations with visible minorities	88%	87%	92%	88%	87%	88%
Police officers on foot patrol in urban centers would not have a firearm	31%	36%	56%	31%	48%	36%

*Only **36%** of Canadians believe that unarmed officers on foot patrol is a good idea. The vast majority agree that police officers should wear a body camera and that we should increase training hours for police officers on relations with visible minorities.*