



Montreal Filipino Diaspora COVID-19 Vaccine Equity Project

Key Results From Survey Conducted Between July-August 2021

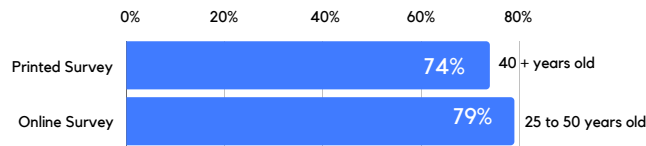


General Information on the survey

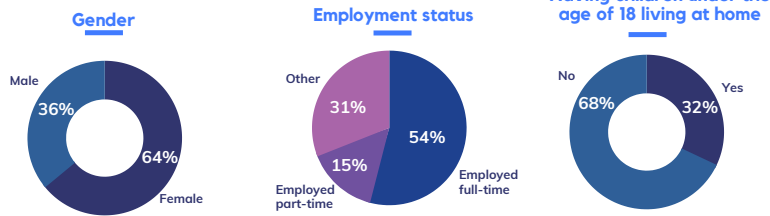
Survey data was collected between mid-July and mid-August, 2021. A valid sample of 582 responses was obtained via online and printed surveys. Data was disaggregated by collection method, and by the following identity markers: age, gender, student status, occupation, employment status, and household size.

Characteristics of the surveyed population

Number of respondents by age group and collection method



Distribution of respondents

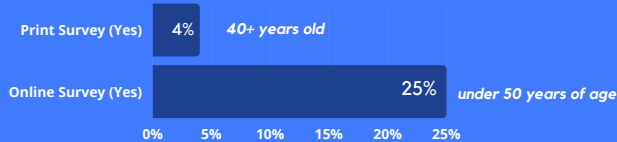


Other key characteristics: Students accounted for 26% of online respondents, compared to 13% of respondents who completed printed surveys; 19% of all respondents noted that they lived with 4 people or more.


Distribution of respondents based on vaccine fear & hesitancy

Note: Respondents can be afraid of vaccines and still be vaccinated.

Do you personally believe that vaccines are dangerous and should not be given?



Regarding COVID-19 vaccines, respondents were asked what they wished to know more about. The most common responses were related to vaccine side effects (19.6%), as well as their effectiveness/efficiency (13.3%). 8.4% of respondents wanted to know about the possibility of "booster" shots or the eventual need for more than two doses.



Common beliefs and opinions related to COVID-19 and vaccines

Source: The COVID-19 Vaccine equity survey for the Filipino Diaspora

Do you agree with the following statements? (%)	Total
We don't really know the long-term effects of the COVID-19 vaccines	58.0%
The safety of the COVID-19 vaccines has not been adequately tested	30.5%
The side effects caused by the COVID-19 vaccines could be dangerous to my health	28.0%
COVID-19 is not dangerous to my health	25.3%

Would you be more likely to get COVID-19 vaccine if...	Total
You could choose which brand of vaccine you get (e.g. Pfizer, Moderna, AZ)	56.5%
You could not travel outside of Canada without proof of vaccination	43.5%
You could not attend social gatherings without proof of vaccination	32.6%
Walk in vaccination clinics were more accessible	28.8%

41% of the online survey respondents said they would be more likely to get a COVID-19 vaccine if they had "more access to trustworthy scientific information about vaccine safety and side effects."

Respondents' preferred means of communication



67% Facebook



66% Messaging apps



62% YouTube

Respondents were also asked about where they would go first to access public health information. 45% indicated they would prefer to visit government websites. 18% of those who completed the survey online said they would choose social media.